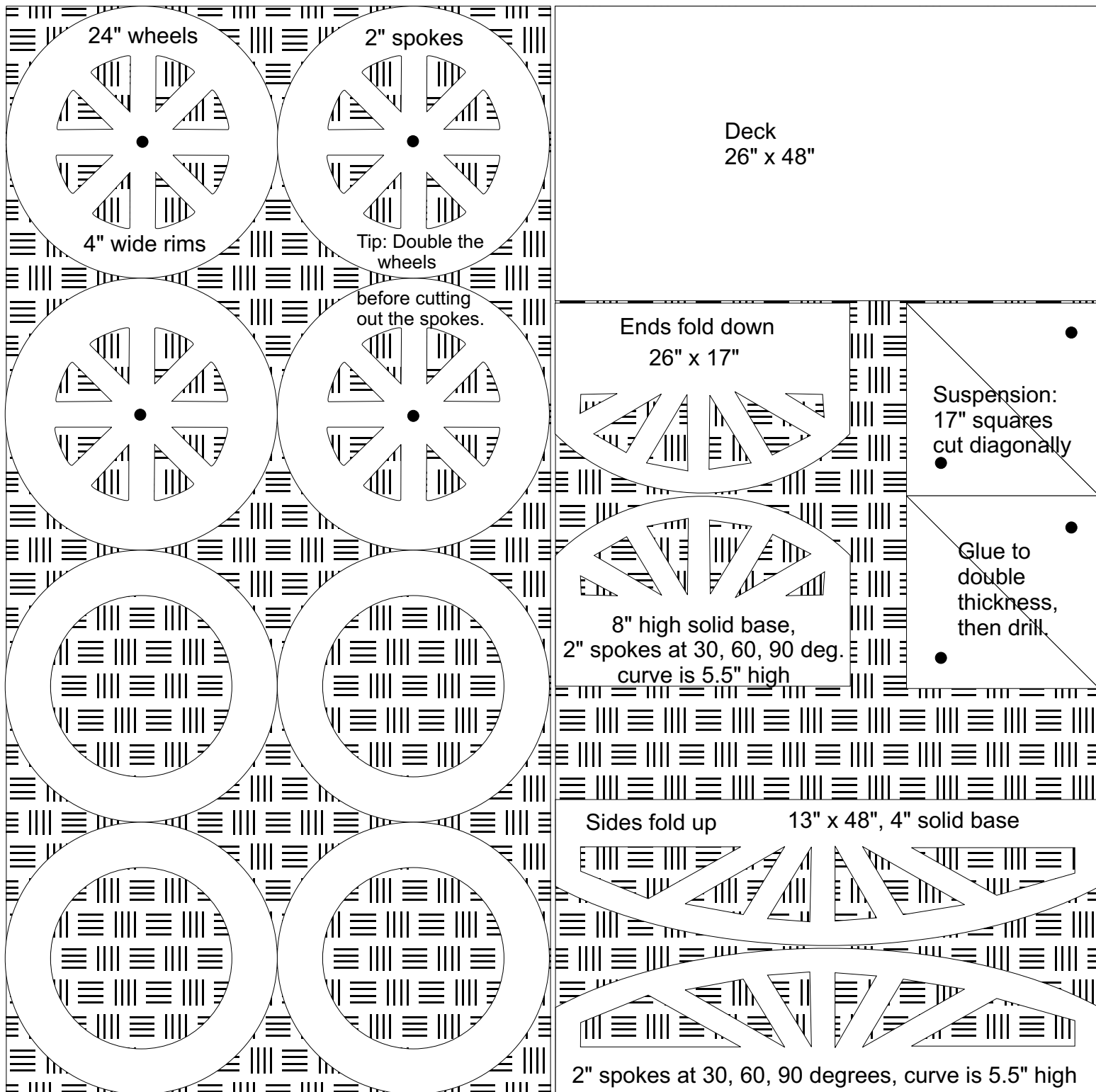


Pennsikampfwagen: The Folding SCA War Cart



Materials:

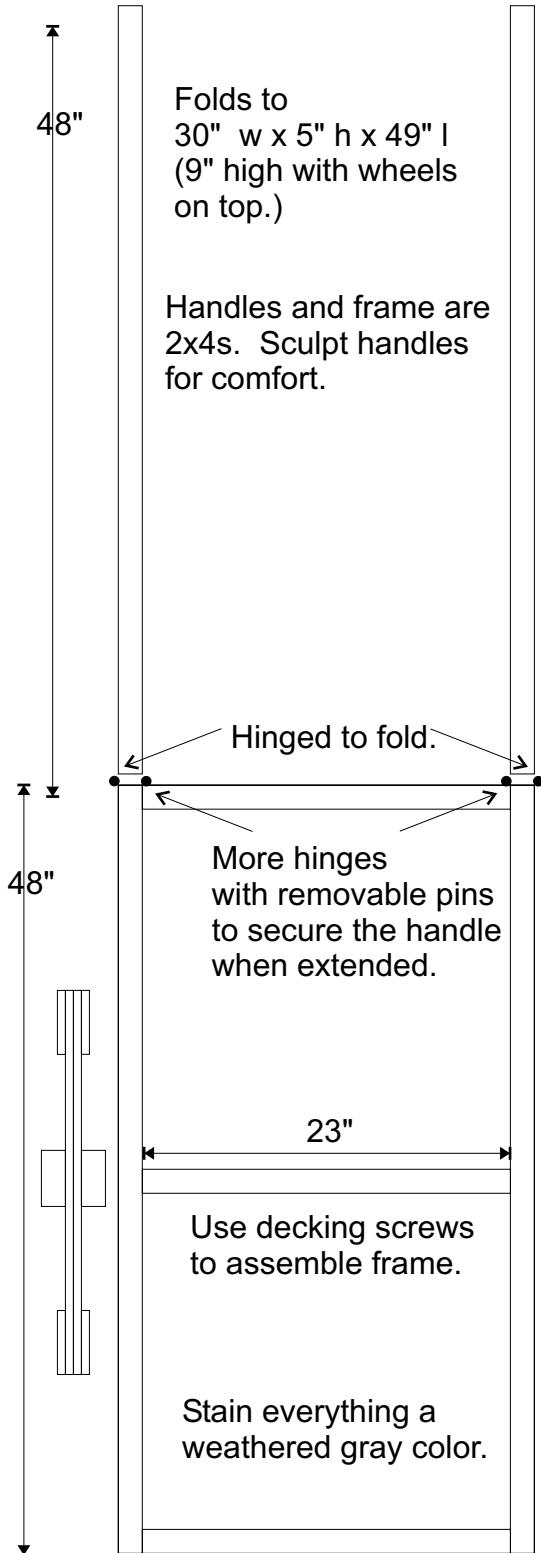
- (2) sheets 1/2" BCX plywood, (3) 8' clear 2x4s
- (1) 36" galvanized cold water pipe nipple
- (2) pipe caps to match
- (1) 24" length of 1.5" ID Sch. 40 PVC pipe, painted black
- (16) 3.5" door hinges with removable pins
- Paint or stain; glue; wood screws
- Sheet metal for "tires"

- (8) 1/4" - 20 x 5" bolts
- (8) nuts to match
- (16) flat washers to match
- (8) lock washers to match

Tools:

- Drill, circular saw with plywood blade, jigsaw
- Metal snips or shear

Pennsikampfwagon: The Folding SCA War Cart



The axle is a 36" cold
water pipe nipple
A 1.5" PVC pipe sleeve
around the axle
spreads the triangular
suspension flaps apart.
Pipe caps on the ends
screw it all together.

For oversize loads,
fold the walls down.
Hook and eye latches
to hold the end
walls underneath
might be a good idea.

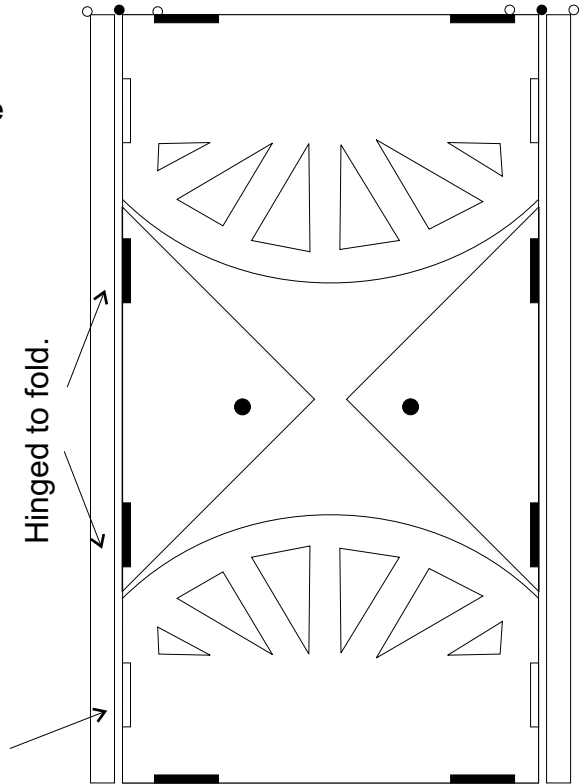
More hinges
with removable pins
to hold the sides up.

Glue all wheel layers.
Rims are
glued & screwed.

4 Carriage bolts
hold each hub
together. The bolt
heads face inward.
Countersink
them so they
won't catch on the
undercarriage.

Cut 3.5" blocks
from 2x4 for
wheel hub supports
Use sheet metal "tires"

Folded, bottom view



Folded, top view

